

eJournalPlus: Development of a TabletPC Based Reading Support Software Toward Critical Reading

Hiroki Oura*1, Toshio Mochizuki*2, Toshihisa Nishimori*1, Tomomi Sato*1, Yuji Nakamura*3, Takashi Ohno*3, Yoshikazu Tateno*1, Masaki Miyake*1, Shin-ichi Watanabe*4, Johansson Henrik*5, Ken-ichiro Matsumoto*5, Hajime Wada*4, Takashi Miyatani*6, Jun Nakahara*1, Yuhei Yamauchi*1

1*Univ. of Tokyo, 2*Senshu Univ., 3*Spiceworks Co., 4*Microsoft Dev., 5*Silicon Studio Co., 6*Microsoft Co.

Goal of this project

The goal of this project is to **assist reading e-documents** with comprehension of the author's argument and the grounds in the logic structure as well as **develop the reader's argument**, in the purpose of **developing his/her critical reading skills**.

What is eJournalPlus?

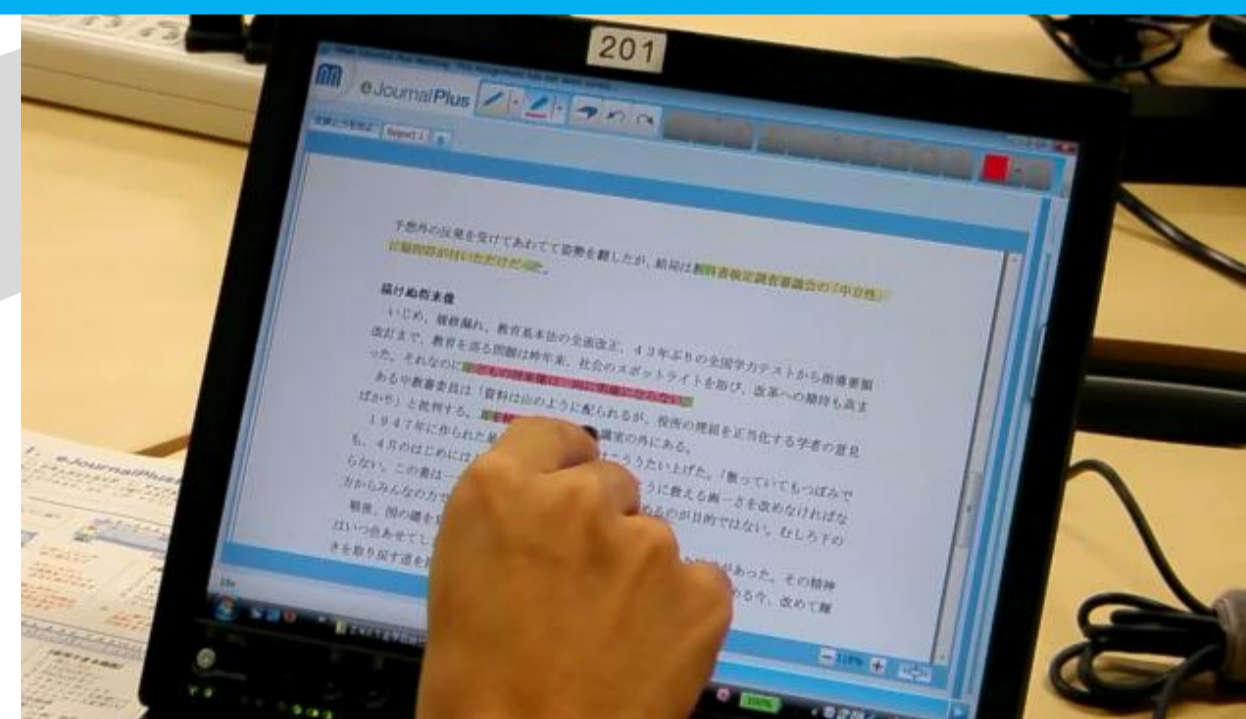
eJournalPlus is desktop software designed to achieve the above goal **in use of tablet PCs**. It allows the user to **underline e-documents**, **compose concept maps**, and **write reports** in the interface. Moreover, users can **share their maps/reports** online for discussion.

How to use eJournalPlus?

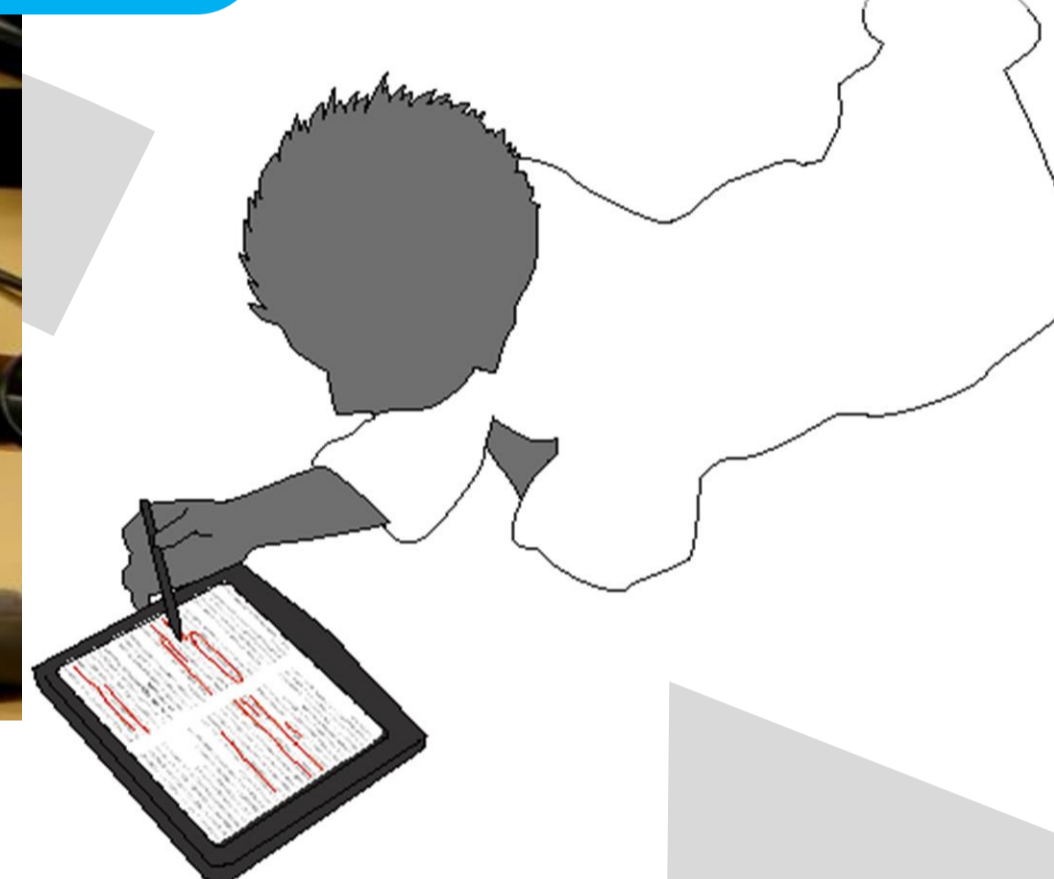
The user opens a **XPS* document file** and **underline/annotate** the important information such as the author's argument, its ground, and some other interesting parts in **document pane** (the left pane).

*XPS = XML Paper Specification

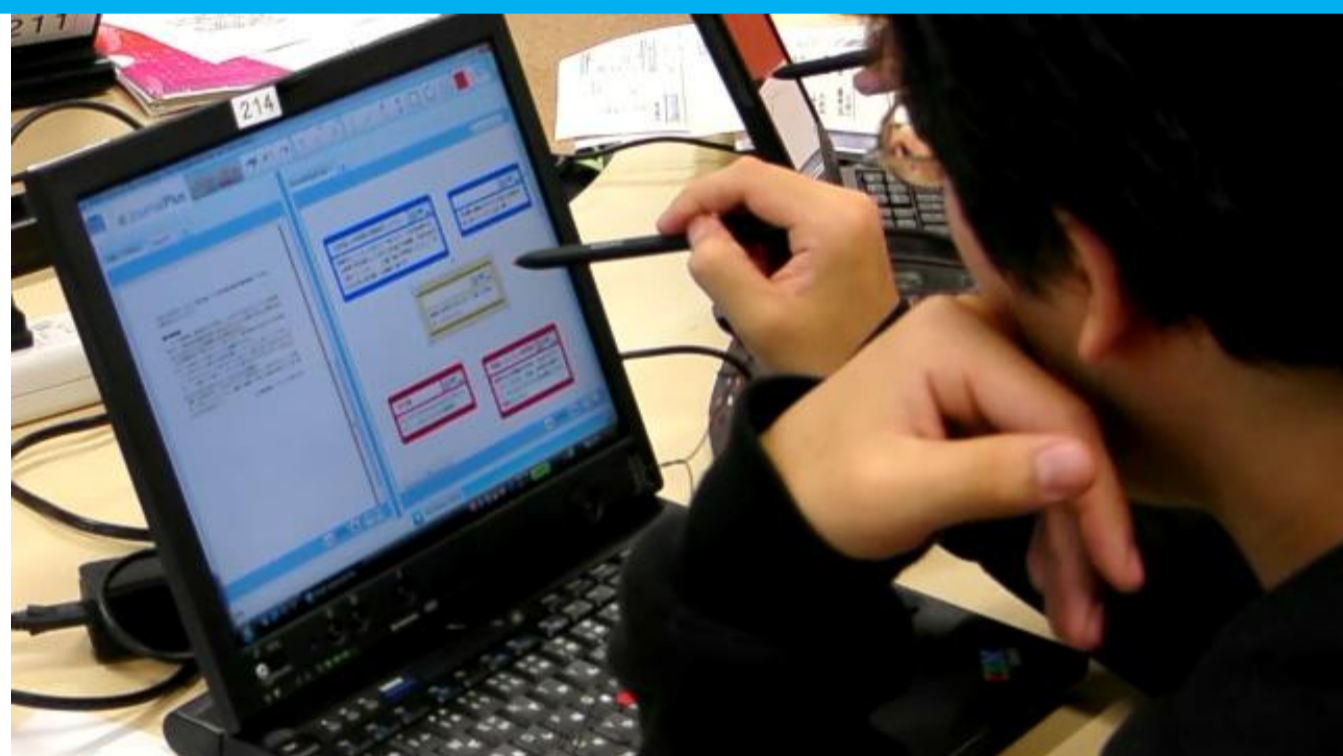
1. Read and underline important information



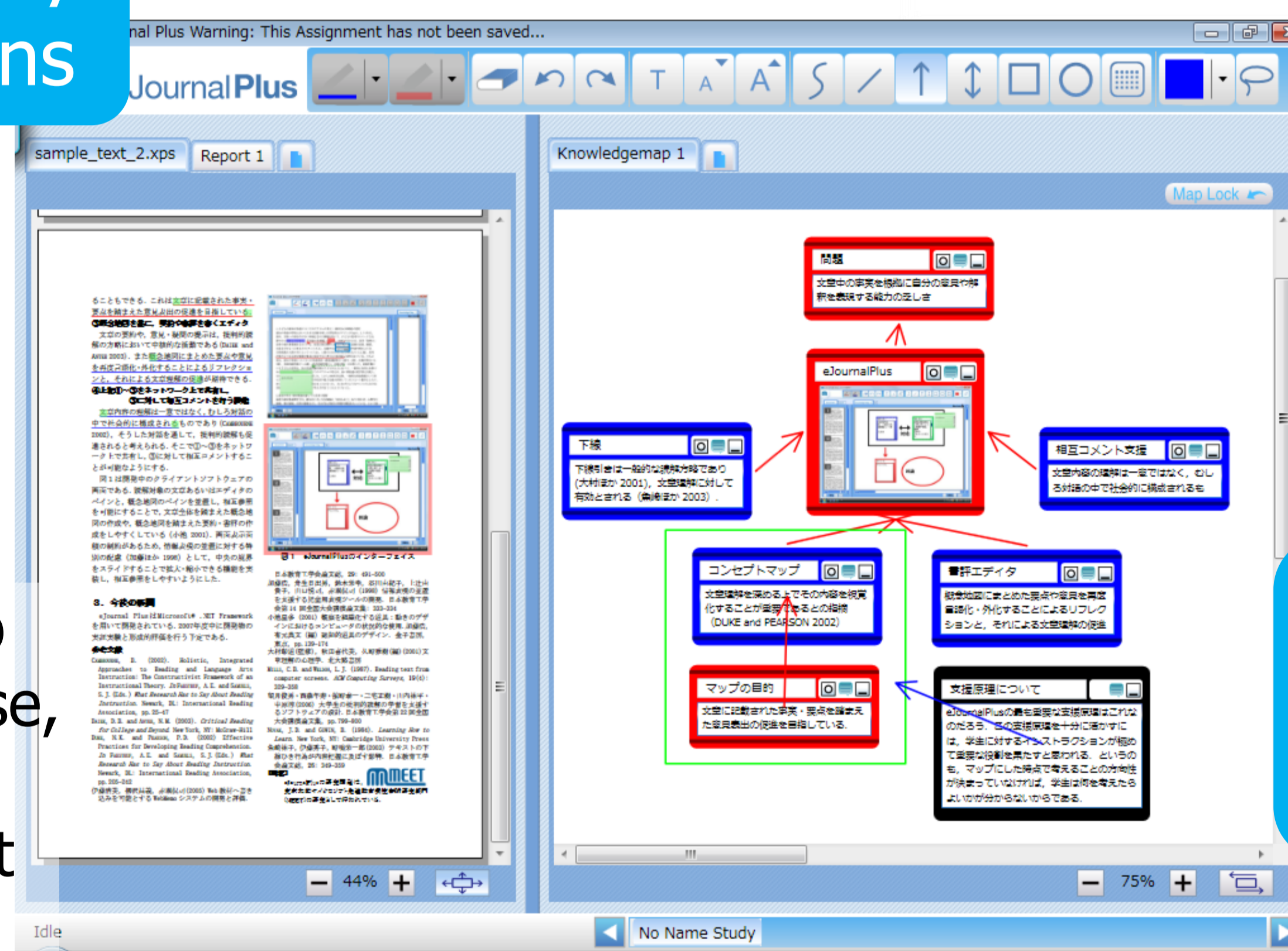
A basic story with eJP consists of 3 steps individually and the last step is done with others collaboratively.



2. Compose a concept map by structuralizing the annotations



The user composes a **concept map** with tools of handwriting, line, eclipse, rectangular, and text from keyboard in **knowledge map pane** (the right pane). Moreover, the special feature allows the user to create **idea nodes** of the underlines/annotations by drag & drop.



eJournalPlus Interface

Users share their maps and reports and have discussion face-to-face or online through eJournalServer and their blogs in Windows Live Space.*

*eJP includes the upload function.

4. Group Discussion through the eJournalServer or Live space



3. Write a report

The user goes to **report pane** from "report tab" on top of the document pane and write a report. The special feature allows the user to **cite words in the idea nodes** by drag & drop.

System Requirement: Microsoft .NET 3.5 Framework is installed in your Windows PC.

Current status and future works

We've almost done with the software development and the first experiment, doing the evaluation.

Any question and comments are welcome to edmedia2008@utmeet.jp

Microsoft chair of Educational Environment and Technology, The University of Tokyo

